


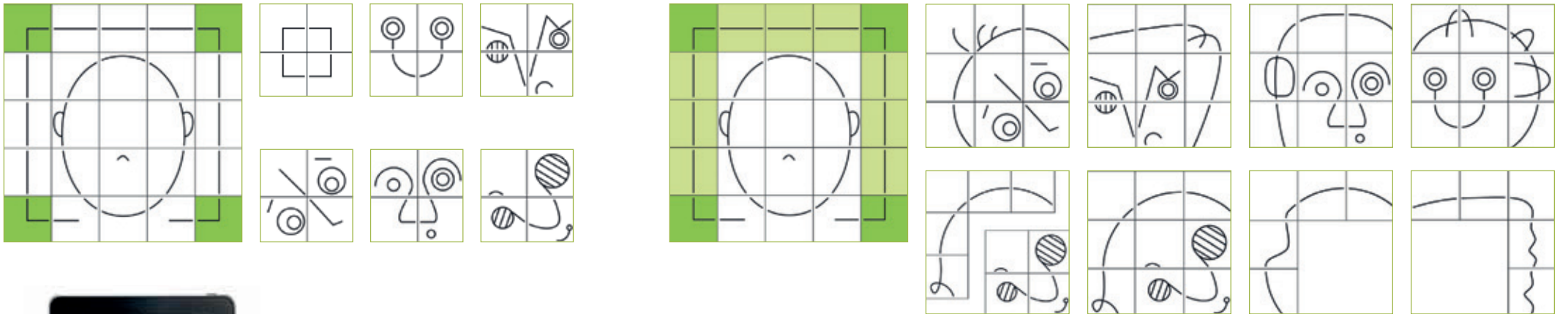

# Paolo Pi

Fiche pédagogique | Educational kit | Materiale didattico



# Paolo Pi

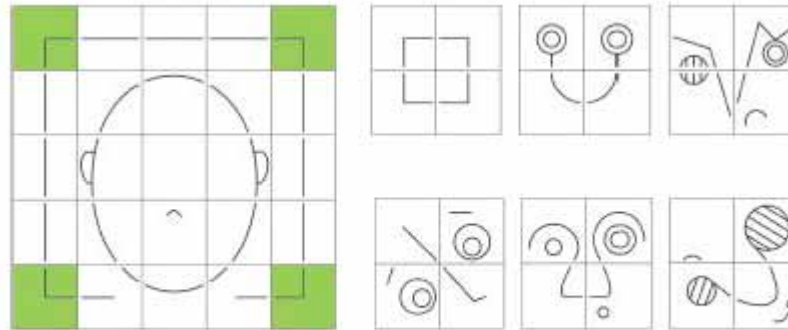
è un **italiantoy**®



[bookry.com/book/italiantoy/pablo-pi/](http://bookry.com/book/italiantoy/pablo-pi/)



It is important for children to recognize emotions. The six faces engraved on wooden cubes express different emotions such as joy, anger, sadness and wonder. The child could play the puzzle and experiment the ancient technique of woodcut with color and typography roller contained in the box. **Pablo Pi** is also an iBook. Child may continue to have fun with puzzles, draw faces or compose them with a simple drag and drop gesture. The coexistence of real and virtual experiences ask us as toydesigners to find new creative interactions. With **Pablo Pi**, children could make their own book of faces using both the woodcut printing technique and the images taken with the iPad.






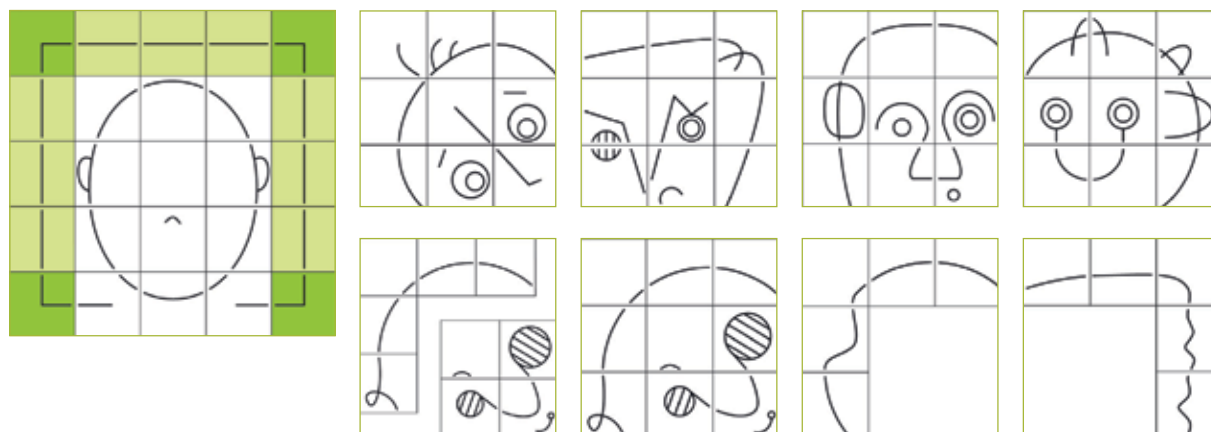
Nella scatola ci sono 25 cubi.

I bambini più piccoli (dai 4 ai 6 anni) possono cominciare con la composizione dei 4 cubi che si trovano sugli angoli. Le facce composte - o i segni liberamente composti - sono le prime xilografie del bambino. Un elastico può fermare i 4 cubi mentre il bambino inchiostra con rullo e colore.



Il bambino può fare puzzle diversi: i nostri suggerimenti sono solo indicazioni per cominciare il lavoro.


Nella scatola è stato inserito un colore ma il bambino può usare più colori. Consigliamo di partire dalla monocromia e da colori scuri che valorizzino il contrasto con la xilografia bianca.







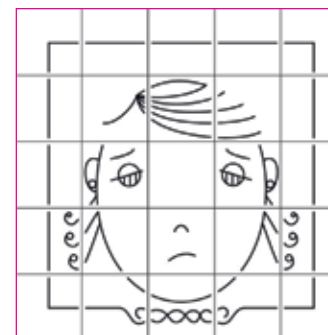


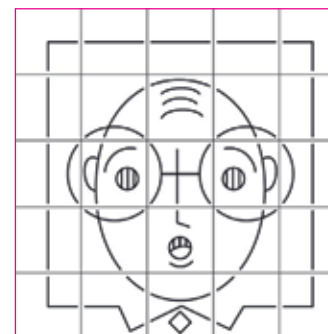
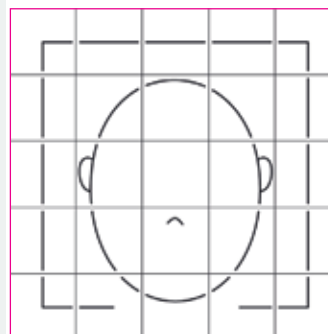

I bambini dai 7 ai 9 anni possono usare i 13 cubi laterali per comporre puzzle con 9 cubi. Le facce composte (fermate con un elastico) possono essere poi inchiostrate e stampate.











Dai 9 anni in sù, i bambini usano tutti i 25 cubi per immagini più complesse. I bambini ritratti nei puzzle di 25 cubi esprimono emozioni diverse: l'obiettivo è di favorire il riconoscimento delle emozioni e di suggerire alcuni elementi grafici per la loro espressione e comunicazione.

Uno dei visi è volutamente "vuoto" per permettere al bambino di disegnare una volta effettuata la xilografia.

